

Miniature Circuit Breakers

DIN rail mounting



BkJ63N 2P

BkJ63N type



Technical data

Standard	Confirming to IEC 60898-1, 60947-2	
Protection	Against overload and short circuit	
Rated current [In]	1, 2, 3, 4, 6, 10, 13, 16, 20, 25, 32, 40, 50, 63A	
Rated voltage [Ue]	1pole 240/415VAC 50/60Hz 1pole+N 240VAC 50/60Hz 2~4pole 415VAC 50/60Hz	1pole 70VDC 2~4pole 125VDC
Ambient temperature	-5°C ~ +40°C	
Breaking capacity	6kA	
Characteristic	B, C, D curve	
Number of poles	1P, 1P+N, 2P, 3P, 3P+N and 4P	
Rated insulation voltage [Ui]	500V	
Rated impulse withstand voltage [Uimp]	4kV	
Type of trip	Thermal-magnetic release	
Type of terminal	Lug type	
Terminal capacity	Cables up to 25mm ²	
Installation	Mounting on 35mm DIN rail	
Width	17.8mm per pole	
Electrical endurance	10,000 operations	

Optional accessories ... Auxiliary switch, AX



Composition	Consists of 1 changeover contact	
Rating	AC circuit 6A at 240VAC 3A at 415VAC	DC circuit 2A at 48VDC 1A at 130VDC
Type of terminal	Lug type	
Terminal capacity	Cables up to 2.5mm ²	
Width	9mm	

Optional accessories ... Auxiliary switch, AL

Composition	Consists of 1 changeover contact	
Rating	AC circuit 6A at 230VAC 3A at 415VAC	DC circuit 2A at 48VDC 1A at 130VDC
Type of terminal	Lug type	
Terminal capacity	Cables up to 2.5mm ²	
Width	9mm	

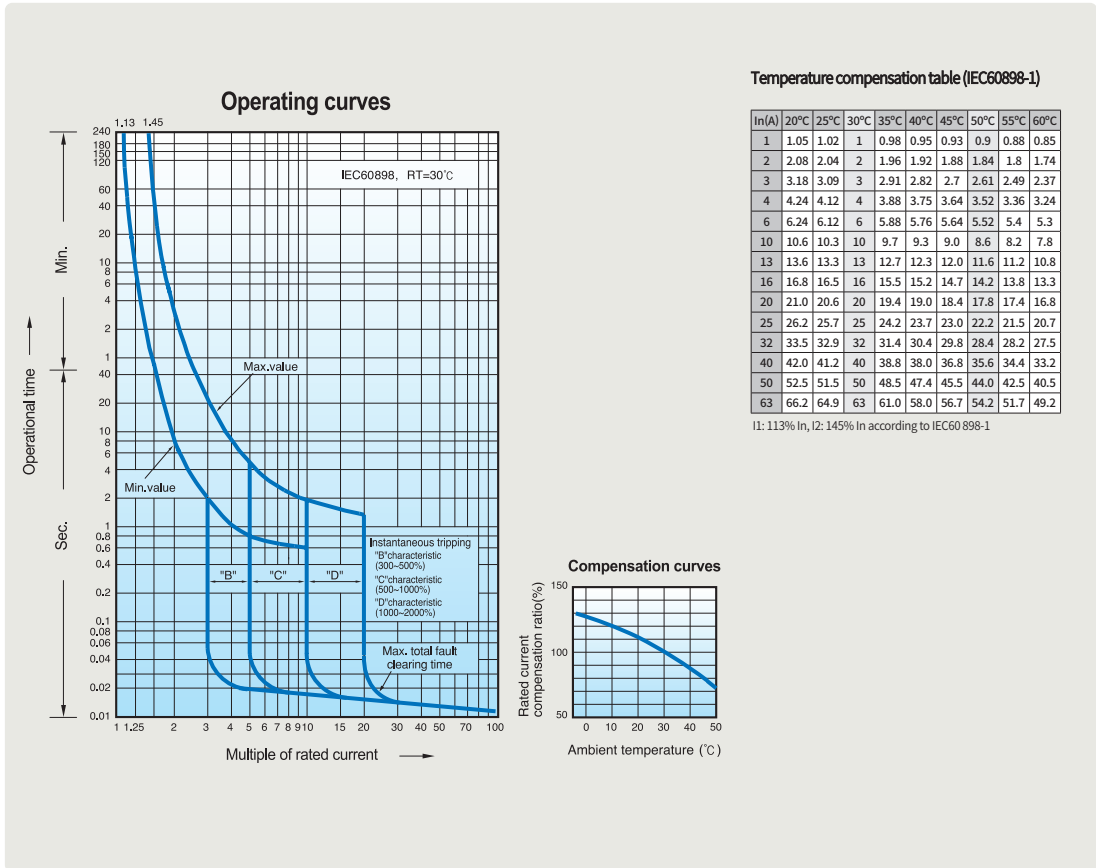


Optional accessories. SHT, OVT/UVT

SHT-b	Rated voltage (Ue)	AC 110~415V
	Operate voltage range	70~110% Ue
U/OVT-b	Rated voltage (Ue)	AC 230V
	Over-voltage tripping range	AC 280V±5%
	Under-voltage tripping range	AC 170V±5%
Electric-mechanical endurance	10,000 operations	
Terminal	MS screw (cable up to 25mm ²)	
Width	18mm	

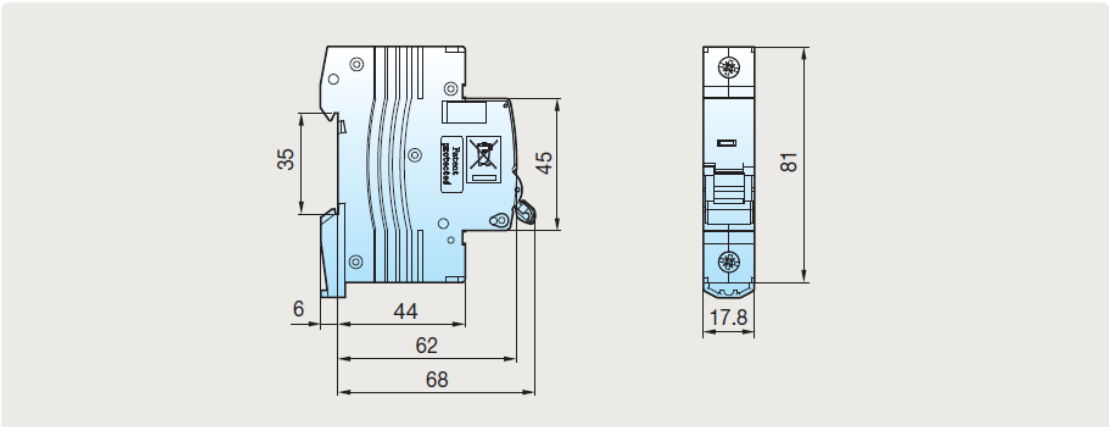
*SHT or UVT accessory are not tripped when zero voltage

Characteristics curves & temperature compensation



Overall dimensions

BKJ63N



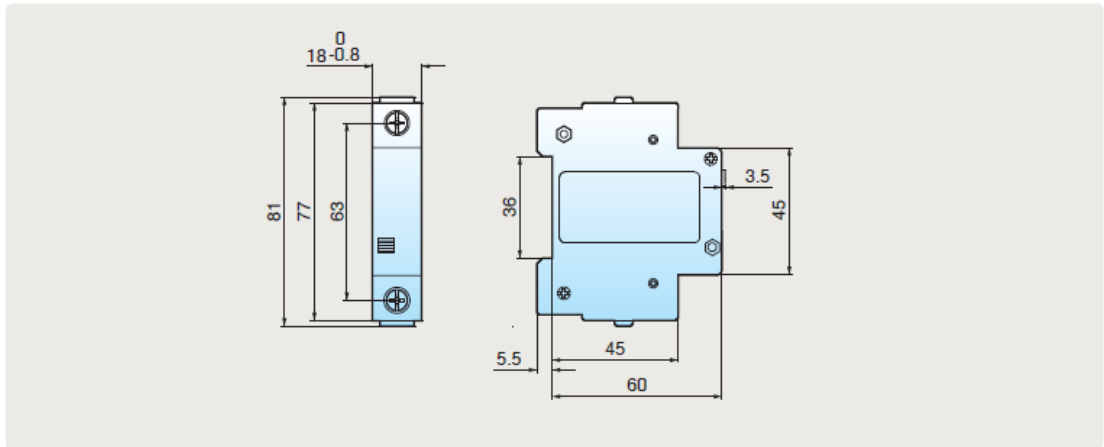
Miniature Circuit Breakers

DIN rail mounting

Overall dimensions

SHT

UVT/OVT



AX/AL

